



Tithelands | Harlow | CM19 5NF

Asking Price £365,000



Tithelands |  
Harlow | CM19 5NF  
Asking Price £365,000

UNEXPECTEDLY BACK ON THE MARKET: AN IMMACULATE THREE BEDROOM END TERRACE HOUSE boasting a high specification refurbishment throughout. The ground floor boasts a large entrance hall, impressive modern fitted kitchen with a range of wall and base units with integral dining table/breakfast bar, bright and airy lounge, utility area and cloakroom. The first floor features two generously sized double bedrooms with the master benefitting from en-suite shower room, a single bedroom and luxury fitted family bathroom suite. The private and low maintenance rear garden offers decking and artificial turf. Viewings highly recommended to appreciate this property!

- Three Bedrooms
- Immaculate Condition
- Council Tax Band: C
- End Terrace House
- Popular Location
- EPC Rating: D

#### Front

Private front garden, storage shed and front door.

#### Entrance Hall

Front door, spacious entrance hall, stairs to first floor. Internal door to cloakroom and kitchen. Access to utility area.





### Kitchen

13'04 x 11'04 (4.06m x 3.45m)

An impressive modern fitted kitchen with a range of wall and base units offering large range cooker with extractor fan above, integral dishwasher, space for large American fridge freezer and built in dining table/breakfast bar with ample seating. UPVC double glazed window to front and open plan living to lounge.

### Lounge

20'06 x 9'08 (6.25m x 2.95m)

Bright and airy lounge with vertical radiator to wall, UPVC double glazed window and French doors leading to rear garden. Open plan living to kitchen.

### Utility Area

Extremely useful utility area with worktop space and plumbing for washing machine and tumble dryer.

### Cloakroom

White toilet and vanity sink. Window to front.

### Landing

Spacious landing with internal doors to bedrooms and family bathroom. Large loft hatch.

### Bedroom One

14'05 x 14'04 (4.39m x 4.37m)

Large double bedroom with ample space for wardrobes, UPVC double glazed window and radiator to wall. Internal door to en-suite shower room.

### En-Suite

8'00 x 3'05 (2.44m x 1.04m)

Brand new en-suite shower room with mosaic floor tiles, large shower with thermostatic control, vanity sink and toilet. Extractor fan and chrome heated towel rail.





### Bedroom Two

9'04 x 14'05 (2.84m x 4.39m)

Double bedroom with UPVC double glazed window and radiator to wall.

### Bedroom Three

6'06 x 9'05 (1.98m x 2.87m )

Generously sized single bedroom with UPVC double glazed window and radiator to wall.

### Bathroom

Luxury fitted fully tiled family bathroom suite benefitting from large bath with shower attachment, white vanity sink and toilet. Extractor fan, chrome heated towel rail and UPVC double glazed window.

### Garden

Private and low maintenance rear Garden with decking and artificial turf. Two good sized storage sheds and rear access.

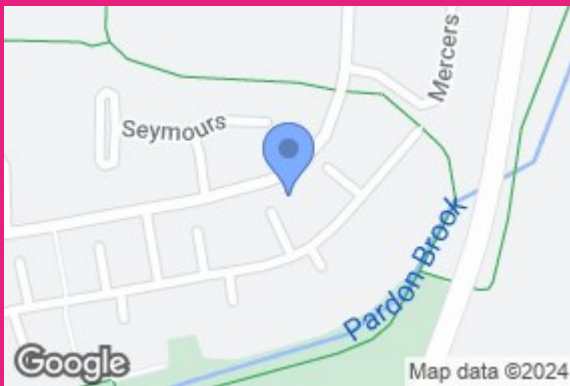
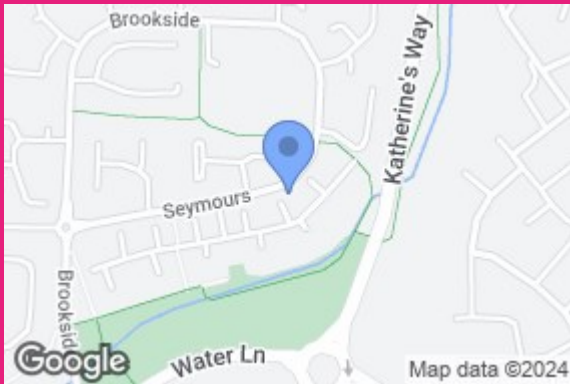
### Further Info

The vendors at 147 Tithelands have left no stone unturned in their refurbishments with new kitchen, bathrooms, flooring and heating system in place within the last two/three years. A viewing is required to appreciate the quality of work carried out.

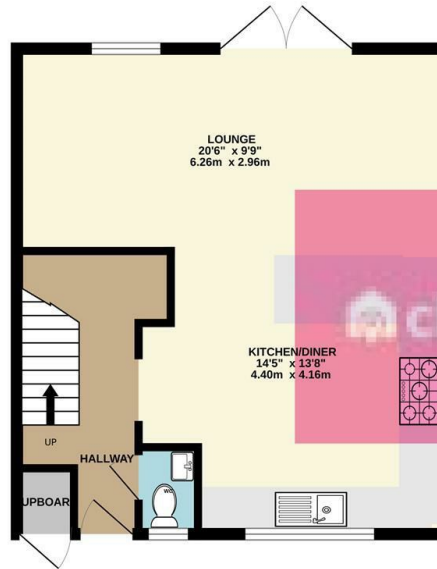
### Local Area

Tithelands is a popular turning located on the outskirts of Harlow and is situated close to local amenities and schooling.

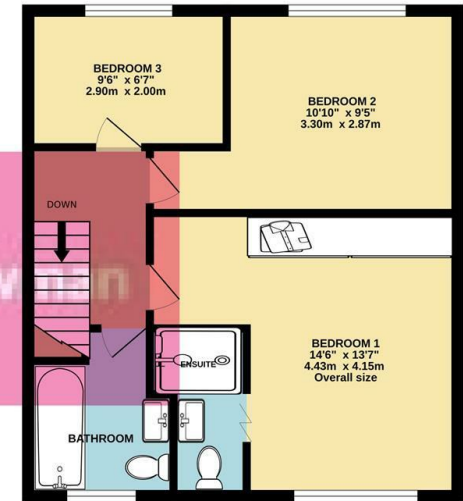




GROUND FLOOR  
479 sq.ft. (44.5 sq.m.) approx.



1ST FLOOR  
479 sq.ft. (44.5 sq.m.) approx.



TOTAL FLOOR AREA : 959 sq.ft. (89.1 sq.m.) approx.

Whilst every attempt has been made to ensure the accuracy of the floorplan contained here, measurements of doors, windows, rooms and any other items are approximate and no responsibility is taken for any error, omission or mis-statement. This plan is for illustrative purposes only and should be used as such by any prospective purchaser. The services, systems and appliances shown have not been tested and no guarantee as to their operability or efficiency can be given.  
Made with Metropix ©2024

Energy Efficiency Rating		Current	Potential
Very energy efficient - lower running costs			
(92 plus) A			
(81-91) B			
(69-80) C			
(55-68) D		63	80
(39-54) E			
(21-38) F			
(1-20) G			
Not energy efficient - higher running costs			
England & Wales		EU Directive 2002/91/EC	

Equity House  
4-6 Market Street  
Harlow  
Essex  
CM17 0AH  
01279 400444  
hello@clarknewman.co.uk